

DD1727-LSS-LB • Kit Information

16'11" x 26'5" deck with Lightboxes • Total height 19'2"

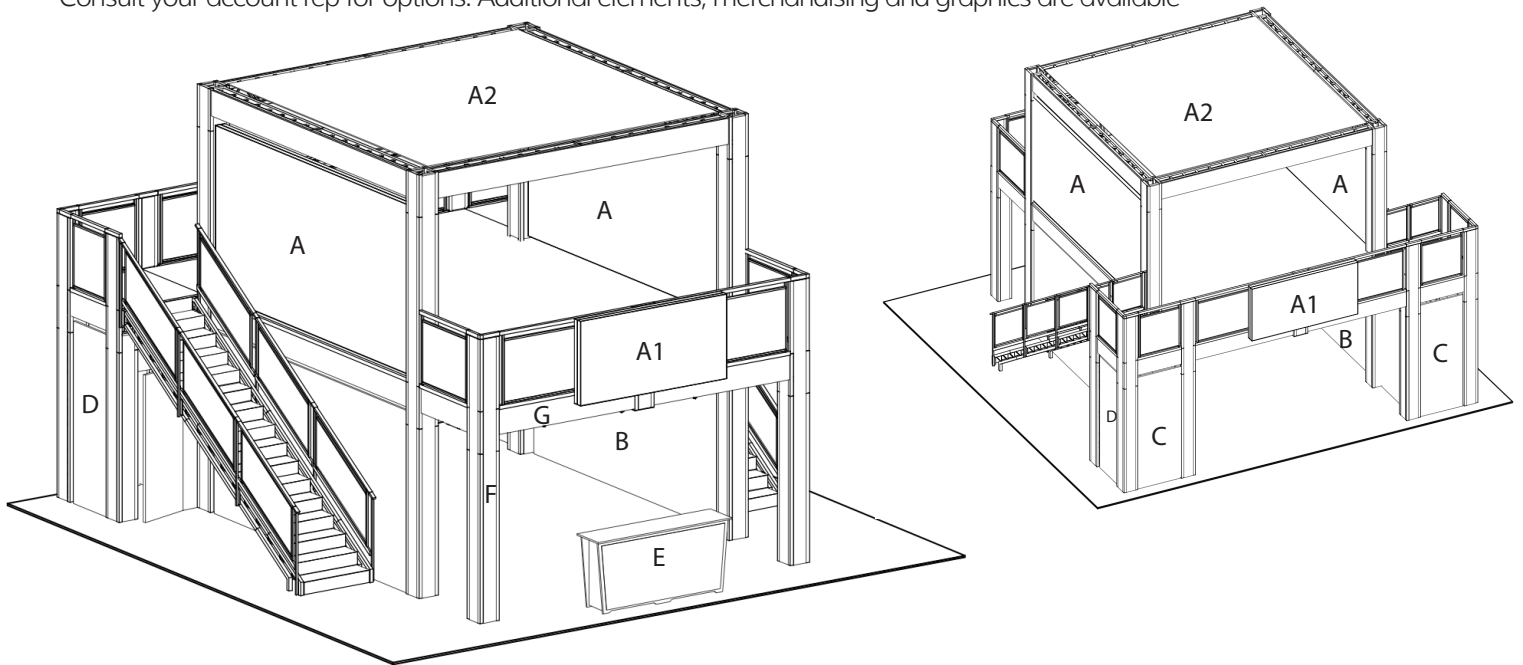
17 x 27 double deck rental kit to include:

- (1) 16'11" x 26'5" second level with 2 landings and straight staircases
- (2) 184" sidewalls with storage closets under landings
- (1) "EV2" 7' locking standalone counter, 84"w x 20"d black laminate top
- (1) gray sintra ceiling with 36 track lights
- (1) 1/4" thick frosted plex rail infills
- (2) 184" wide x 92" high double sided lightboxes on both sides of the main deck
- (2) 92" wide x 46" high rail mount lightboxes
- (1) 183" sq. canopy

CHOICE of black, white, or gray sintra provided standard for all solid infill walls that do not have graphics, unless described otherwise

*White laminate standard for EV2 wall counter sides and standalone counter front and sides

Consult your account rep for options. Additional elements, merchandising and graphics are available




GRAPHIC SPECS


- A. - (4) 184"w x 92"h backlit fabric graphic
- A1. - (2) 92"w x 46"h backlit fabric graphic
- A2. - (1) 183"w x 183"l printed mesh fabric ceiling (printed bottom side only)
- B. - (2) 183.5"w x 99"h Sintra Graphic (Back Wall)
- C. - (2) 38.5"w x 99"h Sintra Graphic (with door)
- D. - (2) 22.5"w x 99"h Sintra Graphic
- E. - (1) 78"w x 35"h Counter Graphic
- F. - (80 pieces total) 7-7/8" wide x various height column infill (4 sides per column plus upstairs inside) 1 example piece notated
- G. - (16 pieces total) various widths x 14" high beam covers) 1 example piece notated


KIT PACKAGE PRICING DOES NOT INCLUDE chairs, benches, tables, computers, monitors/cables, and carpet.
Additional elements, merchandising and graphics are available through your account representative.


Please follow our graphic file submission guidelines for all printed elements to avoid resubmission requests and delay.
Allow at least 10 business days for graphic production.

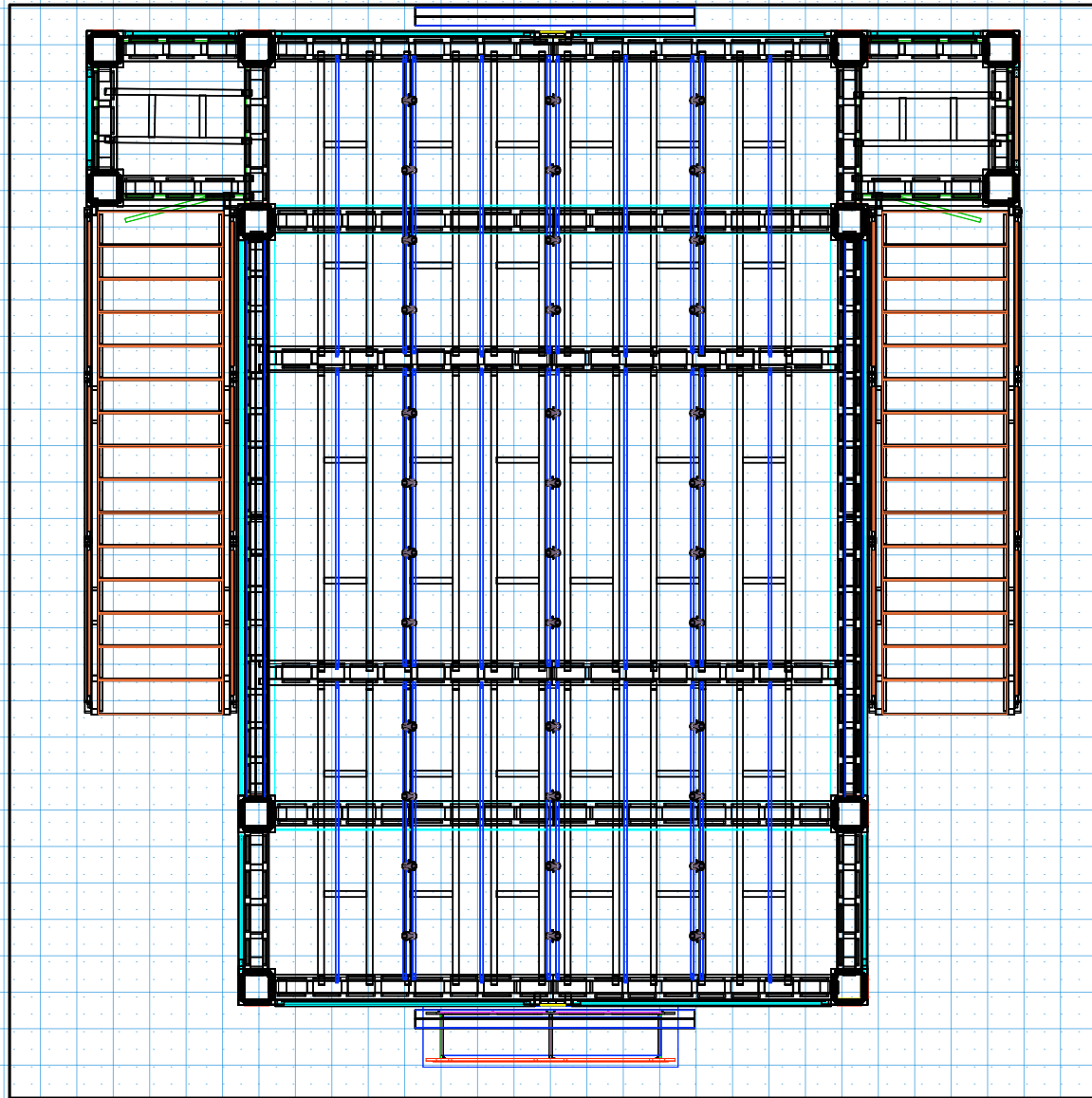












DRAWN BY: LH

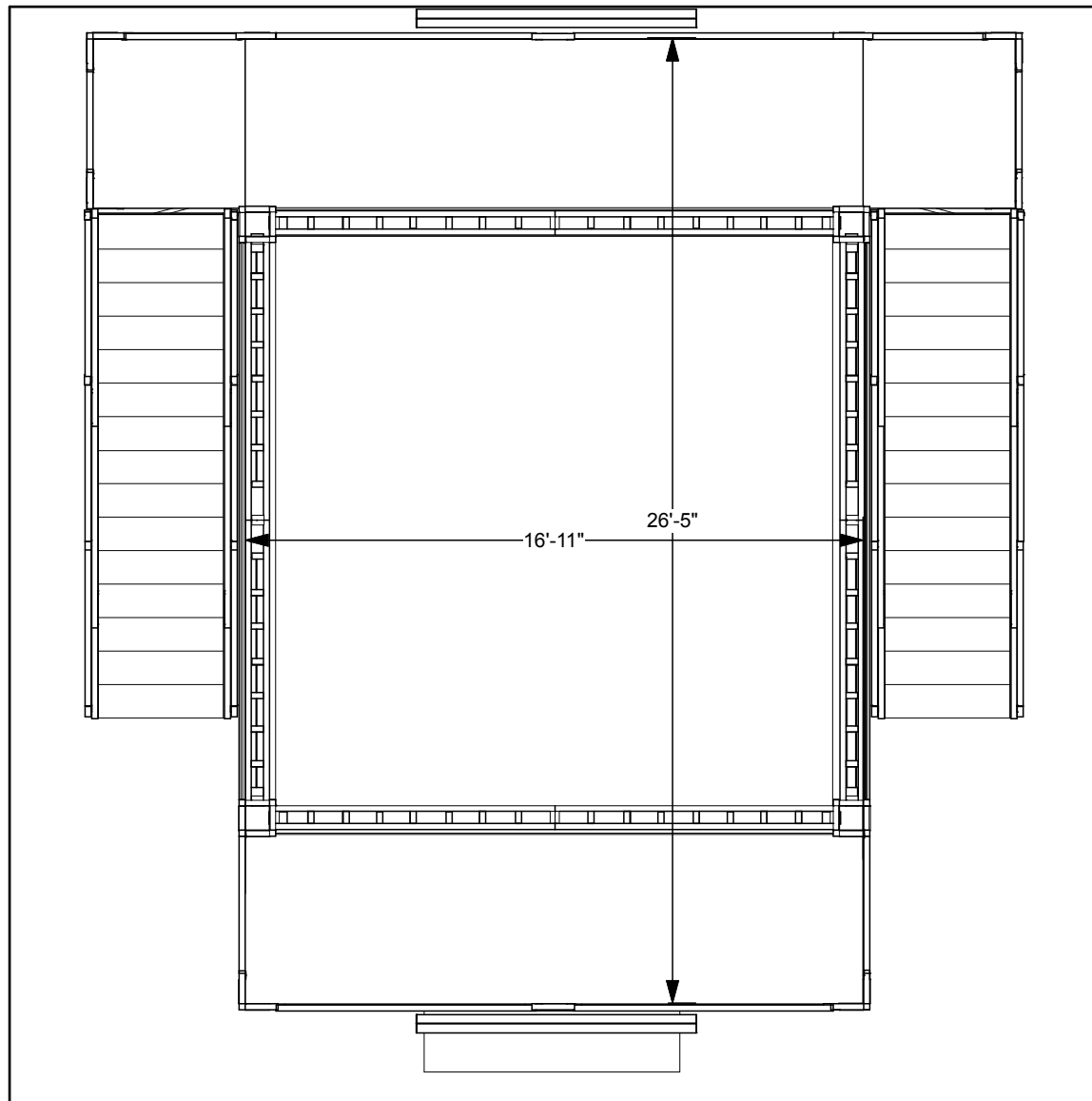
DESIGN : DD1727

DATE: 05/01/20

REFERENCE: 30x30

© 2020

The designs shown herein are protected by copyright and other laws. This document is to be maintained in confidence. No portion of the information or design shown herein may be reproduced, electronically or otherwise, nor may any display be made from this design without written consent.



DRAWN BY: LH

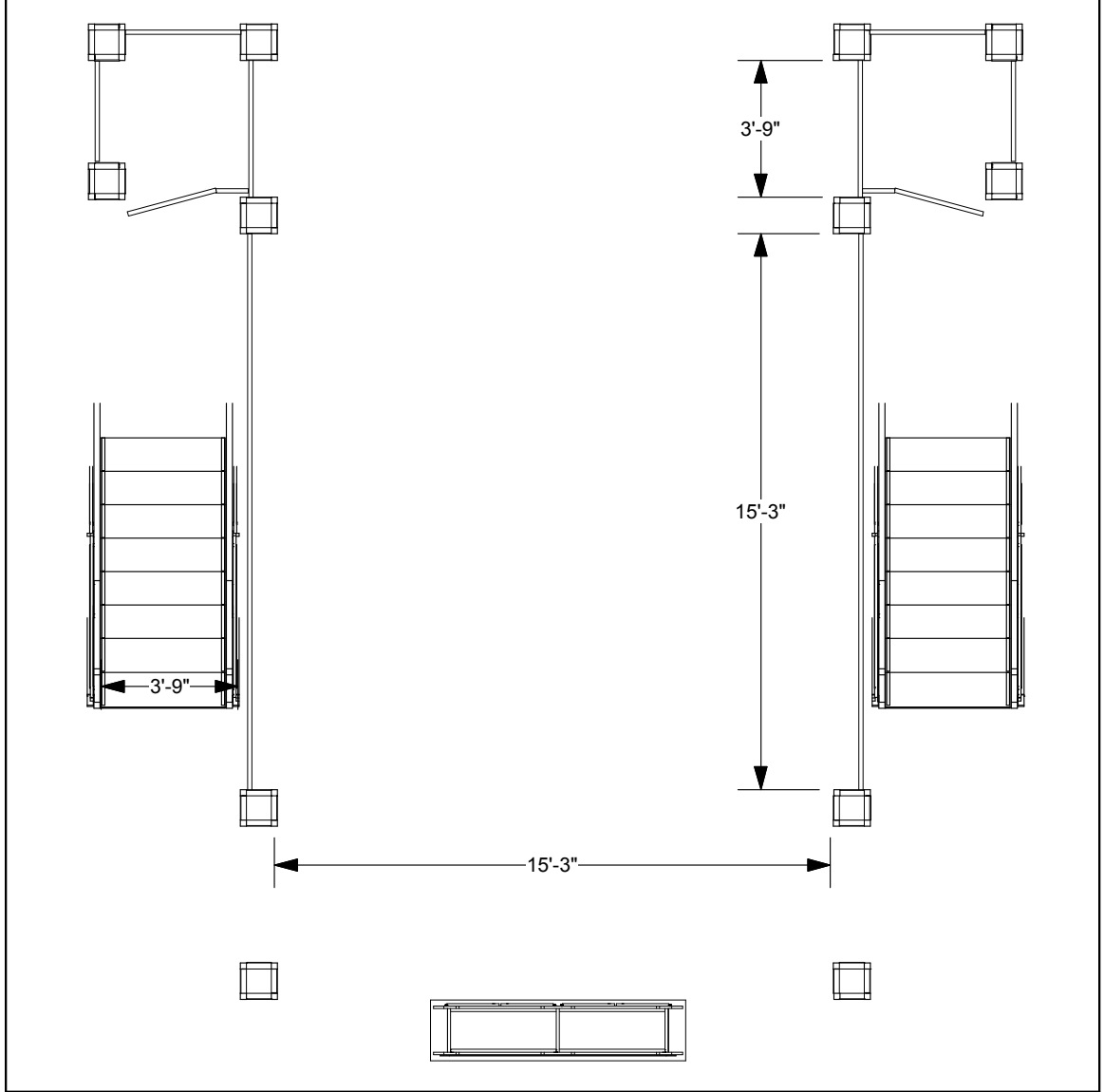
DESIGN : DD1727

DATE: 05/01/20

REFERENCE: 30x30

© 2020

The designs shown herein are protected by copyright and other laws. This document is to be maintained in confidence. No portion of the information or design shown herein may be reproduced, electronically or otherwise, nor may any display be made from this design without written consent.



DRAWN BY: LH

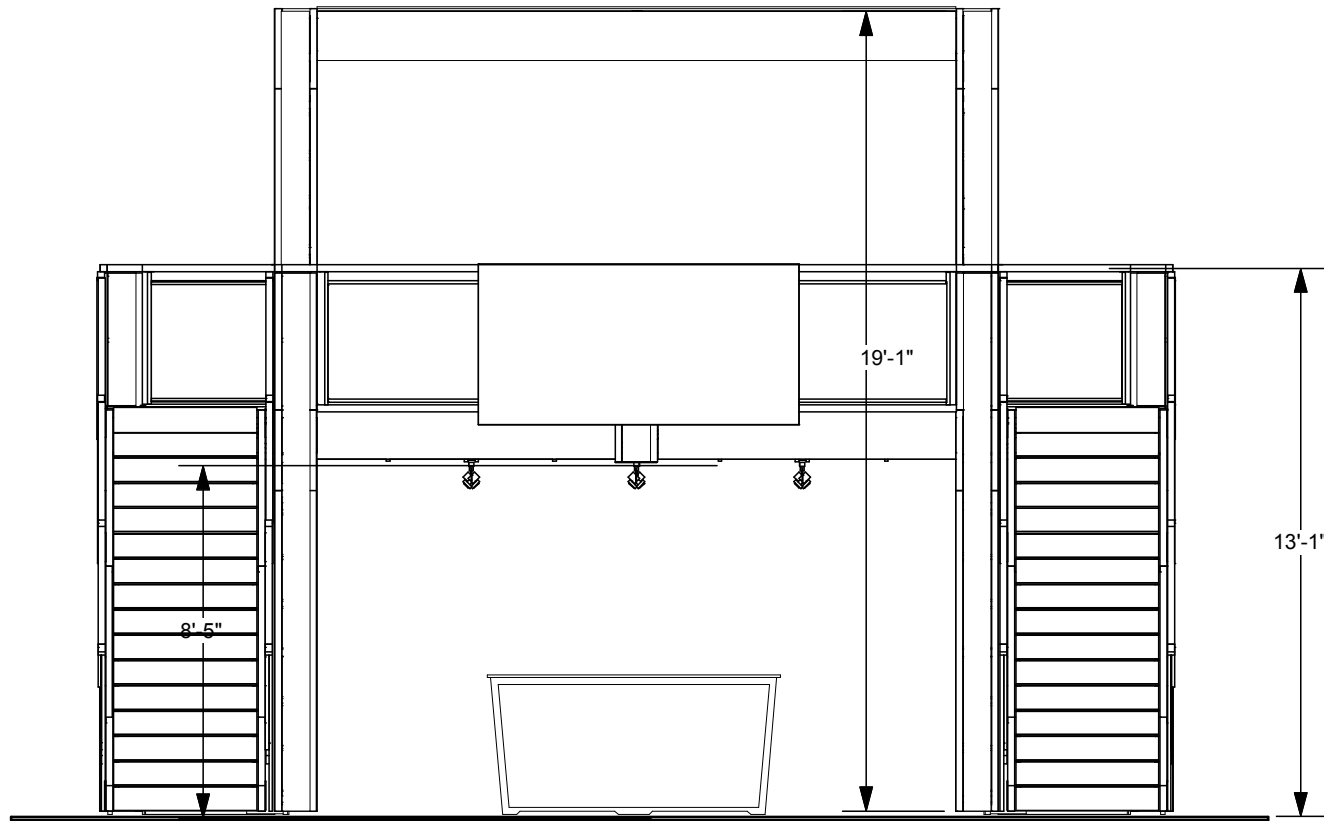
DESIGN : DD1727

DATE: 05/01/20

REFERENCE: 30x30

© 2020

The designs shown herein are protected by copyright and other laws. This document is to be maintained in confidence. No portion of the information or design shown herein may be reproduced, electronically or otherwise, nor may any display be made from this design without written consent.



DRAWN BY: LH

DESIGN : DD1727

DATE: 05/01/20

REFERENCE: 30x30

© 2020

The designs shown herein are protected by copyright and other laws. This document is to be maintained in confidence. No portion of the information or design shown herein may be reproduced, electronically or otherwise, nor may any display be made from this design without written consent.

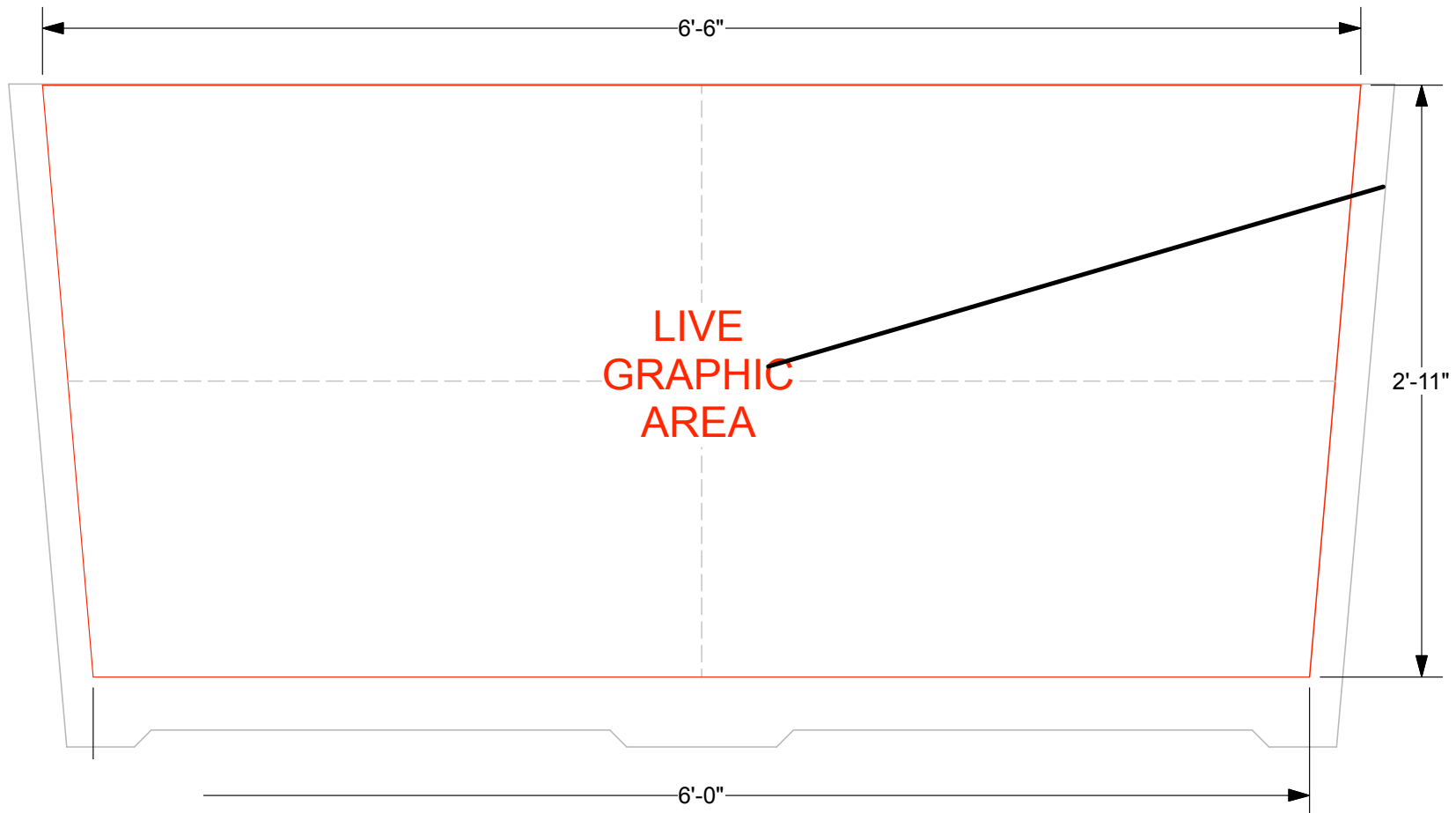
EV2 STANDALONE DOUBLE WIDE COUNTER - STANDARD FRONT GRAPHIC SPECIFICATIONS

Graphic will be created as a low-tac adhesive fabric decal, **for one time use application**.
Graphics must be reprinted for additional events.

Template shows maximum live graphic size of 78"w (at top) x 35"h.
Profile cut art may be smaller, and will be centered on counter front.
Vector cut lines must be provided in supplied art files for profile cut decals.
White laminate counter front will be visible around decal.

Please provide .5" bleed at all edges in art files.

- COUNTER, 82"w x 39.25"h total dimension of front
- MAXIMUM LIVE GRAPHIC AREA, 78"w x 35"h



DRAWN BY: NG

DESIGN : EV2 Graphic Production Materials

DATE: 1/26/17

REFERENCE: EV2 - STNDLN DBLWIDE

© Trussworks 2017

The designs shown herein are the proprietary property of Trussworks and protected by copyright and other laws. This document is to be maintained in confidence. No portion of the information or design shown herein may be reproduced, electronically or otherwise, nor may any display be made from this design without written consent from Trussworks.